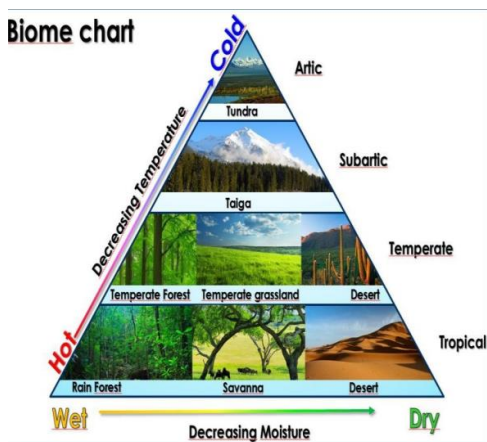


Biomes Knowledge Organiser



Biome chart



Challenges of a Biome for Humans

Rainforest:

- It can rain more than 250cm a year
- It is difficult to grow crops
- Diseases spread easily

Savannah:

- It rarely rains
- It is difficult to find water
- It is difficult to grow crops

Desert:

- It is often dangerously hot or cold
- It is difficult to find water
- There are limited food sources

Deciduous forest:

- Limited open spaces
- Weather limits when plants can grow
- Transport is difficult

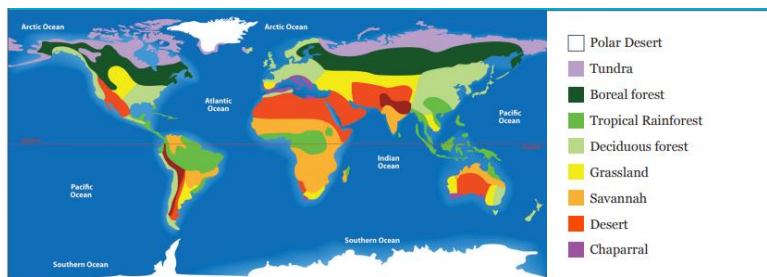
Tundra:

- Dangerously cold in winter
- Poor nutrients in the soil
- It rarely rains

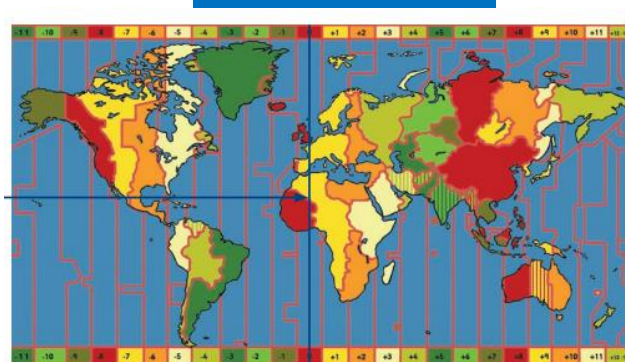
Key vocabulary

Biome	A large area of land with a particular climate, type of plants and animals.
Ecosystem	A community of living and non-living things that work together.
Climate	The general weather conditions and patterns in an area.
Hemisphere	half of the earth (northern or southern)
biodiversity	variety of living things e.g. species, habitats
savannah	type of biome. Sometimes called tropical grass
flora	another word to refer to plants
fauna	another word to refer to animals
Arid	having very little rain. Arid land is so dry that very little plants can grow there.
Organism	– an individual animal, plant or single-celled life form such as bacteria or fungus.
Vegetation	plants, trees and flowers can be referred to as vegetation.

Time Zones



Time Zones



The Prime Meridian (PM) line divides the earth into the eastern and western hemisphere.

- All time zones start here - Greenwich Mean Time (GMT).
- There are 24 different time zones – one for each hour in the day
- From GMT to the east = +1 hour for every time zone.
- From GMT to the west = -1 hour for every time zone.
- When it is noon at the Prime Meridian, it is midnight along the International